

Sunon

Headquarter & Experience Center

Add: Sunon Central Business Building, No.200 Shimin Street, Qianjiang CBD, Hangzhou, Zhejiang Province, China

Russia Branch & Experience Center

Add: Sky Masnion, No.118 Varshavskoe Road, Moscow

European R&D Center



Add: Brunnenstrasse 156, 10115 Berlin, Germany

USA Headquarter & Experience Center

Add: 525 Technology Drive Suite 150 Irvine CA.92618, USA

India Branch & Experience Center

Add: Floor I & II, 643, Rd Number 36, Aditya Enclave, Venkatagiri, Jubilee Hills, Hyderabad, Telangana 500033, India

    @sunonfurniture

www.sunonglobal.com

info@isunon.com



STEELBOX II

Sunon



STEELBOX II.

Steelbox II is the masterpiece cabinet system presented by Sunon with full-course independence in terms of R&D, manufacturing, and logistics. The steel product manufacturing base where Steelbox II is produced is located in Hangzhou, the E-commerce capital of China, and imported advanced manufacturing equipment and collected talents home and abroad. Intelligent digital operations help establish the service system featured by quality control, cost management, delivery guarantee, and personalize customization, all for creating value for clients.

STEELBOX

UPGRADE YOUR STORAGE INTELLIGENCE MAKES THINGS MORE CONVENIENT

If we like to use lockers like building blocks, only steel storage cabinets can fulfill the needs. Minimal placing area, more storage space, and ultimate space utilization.

To prevent rust and yellowing caused by light exposure, precise steel craftsmanship is required. STEELBOX uses Italian-imported Salvagnini bending technology and WAGNER automatic powder coating for meticulous craftsmanship and durability in different temperatures and humidity.

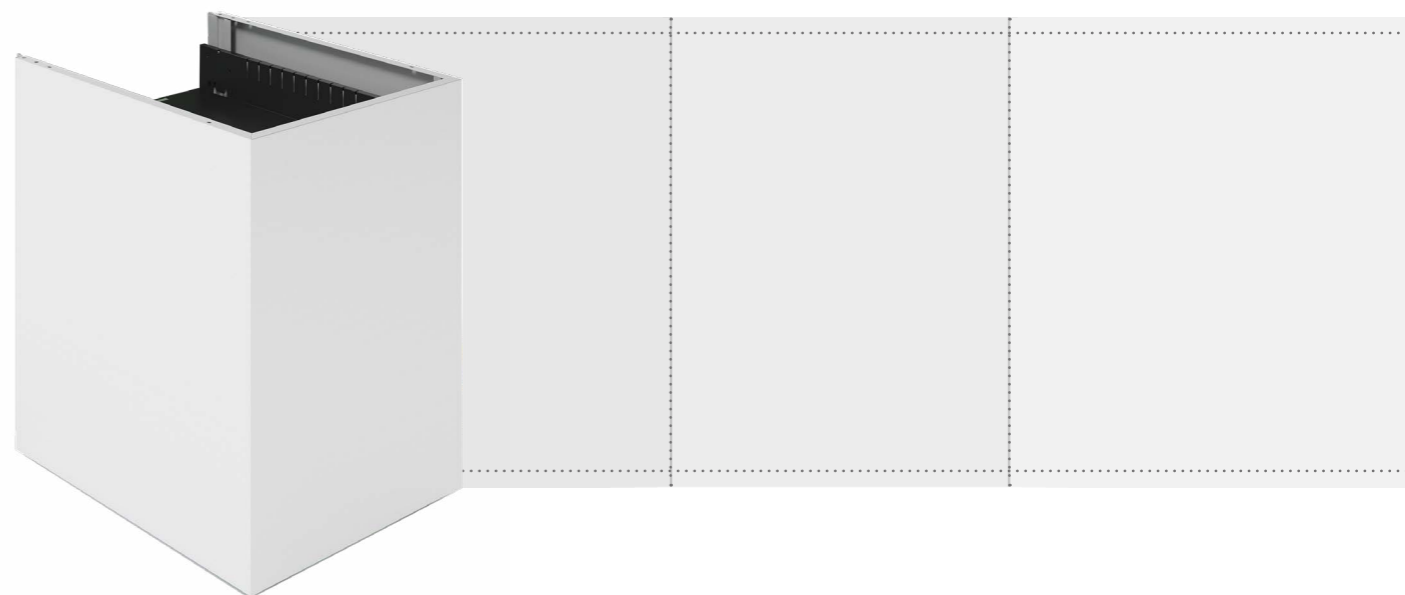
Upgrade your storage cabinet for a safer and more efficient storage experience with smart features like convenient access and visual management.





Three-in-one Smoothness

Steel panels on both side and the back are one-piece made, so there will be no trouble of welding projections that cause mutual abrasion with objects or drawers, or gaps difficult to clean.



6.8mm-thick Top Board, Sheet yet Strong

Steelbox adopted Italian Salvagnini bending equipment for high-precision processing. After a series of testing, the top edge thickness is narrowed down from 25mm to the limit of 6.8mm. The top edge is of the same thickness with the side edge, making the cabinet more delicate and light in top.





HARMONIOUS TONES

Cabinet body available in 2 colors and cabinet door available in 6 colors, fashionable and matching.





Artistic Inward Handle

The inward handle has a concise outer shape and is designed with wave-shaped touch to fit user's fingers, offering smooth opening and closing.



Delicate planter adds mini-forest

W900mm/1200mm*H250mm Steelbox planters are innovative designs which turn scattered greenery into a mini-forest in the office. 1.5 gallons/2 gallons of flowerpots can be combined inside and together create a small ecology system, refreshing your eyes, mind and breath.



Wood grain laminate/steel top panel

The top panel has several optional grain patterns to achieve harmony with the steel cabinet body.

MODERN, SECURE, AND ARTISTIC

Quality WT smart lockset

The cabinets are equipped with a WT smart lockset for document confidentiality. You may set four digit as the password to turn common use into private use.



RIGHT CABINETS ACCELERATE EFFICIENCY.

The chairs and tables are main servers in the office, and cabinets act as space planner: they may stand between workstations as light separation or stand against the wall to provide shared storage.



Welcoming Space with Proper Display

Reception spaces and common reading spaces need to be thoughtful and welcoming. Opening half of the cabinet for shared reading and interior decoration can help create easy and welcoming atmosphere during visitors' stay here.

"UP"-GRADE OFFICE STORAGE

Organized storage beyond your imagination



There are always files and documents that you don't use them often but may need them in temporary cases. The 2140mm-high cabinet set provides a large storage capacity on high and low floors to better sort out documents based on their priorities and use frequencies.



BEAUTY OF HAZINESS




Glue Edge for Higher Safety

Steel cabinet plus glass door, storage is clearer and more organized than ever; impedance glue added on the edge of the glass door enhanced the safety of opening and closing.

LOCKABLE ROLLING DOOR



In addition to the wood grain top board, Steelbox has PP patterned rolling door to match with the bright and clean steel. The collision of different materials endows the space with unique rhyme.



The acoustic cotton padded inside the door ensures low sound during opening and closing, and the lock guarantees document safety when needed.







MAILBOX CABINET

The interchange station of information



1



2

Mailbox Cabinet

The interchange station of information
Mails, categorized documents, and forms need their exclusive interchange stations. Steelbox mailbox cabinets serve this purpose perfectly by providing an opening for anything delivery and organized internal space for people to manage.



EXCLUSIVE USE




Bank and education scenarios may need cabinets used as personal lockers. Steelbox locker cabinets are designed with square holes to maintain good ventilation and insertable name tag slot.



PROGRESSIVE STORAGE IN LIMITED AREA

The 3H (1090mm) bottom cabinet can be overlapped with 3H/2H (700mm)/1H (350mm) cabinets such as slide door cabinets, drawer cabinets, wardrobe cabinets. The cabinets can be easily matched as the functions are freely selected. Utilization of the space is increased as personal and sharing requirements are fulfilled.



CLEAR MIND AND AGILE ACTIONS IN CLEAN AND ORGANIZED SPACES



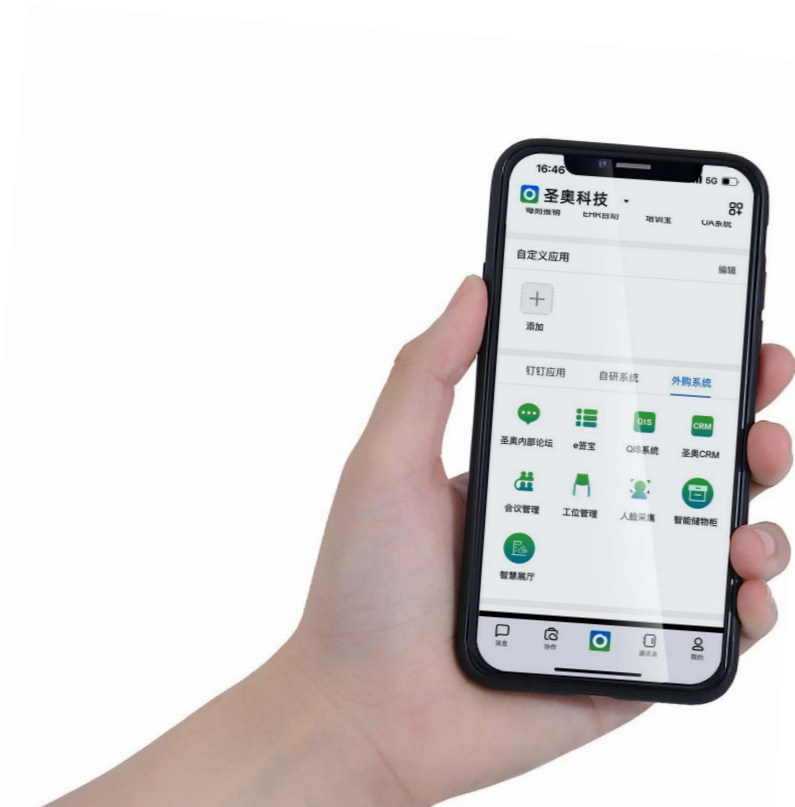
Steelbox includes a bed cabinet, so that employees can enjoy a quality noon nap and be recharged for the afternoon. The 1950mm*570mm bed has eight feet and is equipped with comfortable setting sponge mattress.






A NEW CHAPTER IN INTELLIGENT STORAGE

With the advent of the era of Smart Everything, storage cabinets are experiencing a brand-new upgrade towards intelligence. They provide safe and convenient access, efficient management, and remote control through mobile devices. The Steelbox Smart Cabinet Series offers you a comfortable and smooth interactive experience.



FLEXIBLE COLLOCATION

Two sizes available, depending on your needs.
Small Locker: 410mm * 420mm * 465mm, Fit for commuter bags and small personal items.
Large Locker: 410mm * 420mm * 930mm, With an adjustable compartment inside, easy to accommodate luggage up to 22 inches.





HANDS-FREE, HASSLE-FREE

Shared intelligent lockers ensure safe personal storage. Reserve and access anytime via the WeChat mini program.

SAFE AND EFFICIENT RECOGNITION



With multiple ways to open the locker, you can use a single method or a combination of configurations. Multi-layered security ensure that your belongings are safe and secure.



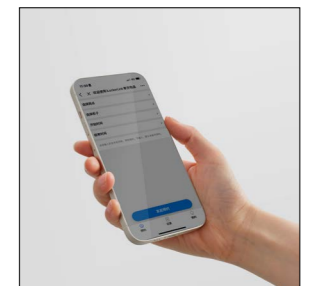
IC Card Recognition



Facial Recognition



Scan QR Code to Open



WeChat Mini Program



Dedicated Locker, Personal Storage Butler

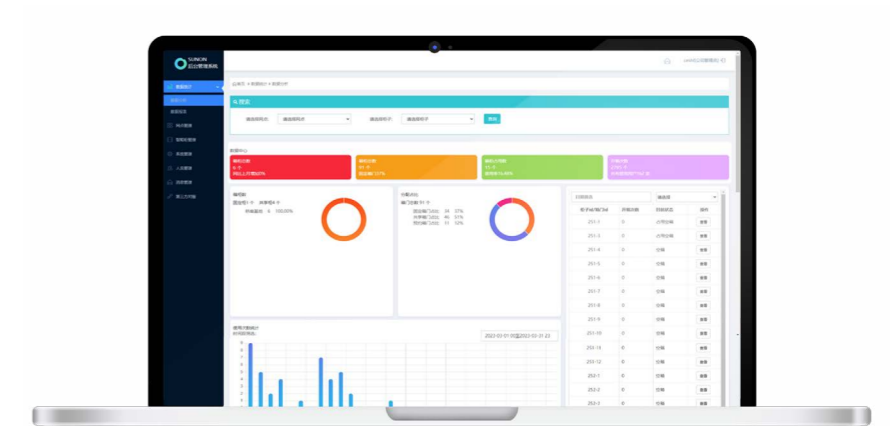
By using a locker instead of a wall, you can create a dedicated storage space on one side of the office area. This expands the storage area further and keeps the workspace tidy, allowing you to think more clearly.
































You can customize the locker with name card slots and delivery ports according to your needs, and choose from a variety of colors.

ALL-IN-ONE DASHBOARD

Efficient management and resource allocation through remote cabinet control, data analysis and visual charts.




				
GC23-2.039059 W390*D599*H715(mm)	GC24-2.039052/WF W390*D523*H567(mm)	GC24-2.039053 W390*D530*H600(mm)	GC25-2.039052/K/WF W390*D523*H445(mm)	GC28-2.039052M W390*D523*H600(mm)
				
GC24-2.039052M W390*D523*H567(mm)	GC24-2.040053B W401*D530*H568(mm)	GC22L/R-2.100045 W1000*D450*H632(mm)	GC22L/R-2.100045K W1000*D450*H632(mm)	GC22R/L-2.100045G W860*D500*H638(mm)
				
GC34-2.075/080/090/ 100/045 W744*D497*H725(mm) W794*D497*H725(mm) W894*D497*H725(mm)	GC21-2.073050 W730*D500*H725(mm) W994*D497*H725(mm)	GC21-2.068050 W680*D500*H638(mm)	GC20R-2.060115 /135 GC20R-2.070115 /135 W300*D600*H1142(mm) W300*D600*H1344(mm) W300*D700*H1142(mm) W300*D700*H1344(mm)	GC20L-2.060115/135 GC20L-2.070115/135 W300*D600*H1142(mm) W300*D600*H1344(mm) W300*D700*H1142(mm) W300*D700*H1344(mm)
				
GC26-2.070035 W706*D356*H400(mm)	GC35-2.090045 W900*D450*H350(mm)	GC36-2.090045 W900*D450*H350(mm)	GC37-2.090045 W900*D450*H700(mm)	GC38-2.090045 W900*D450*H700(mm)
				
GC00-2.090045 W900*D450*H700(mm)	GC33-2.090045 W900*D450*H700(mm)	GC01-2.090045 W900*D450*H1050(mm)	GC02-2.090045 W900*D450*H1050(mm)	GC03-2.090045 W900*D450*H1050(mm)

				
GC04-2.090045 W900*D450*H1050(mm)	GC32-2.090045 W900*D450*H1050(mm)	GC05-2.090045 W900*D450*H1090(mm)	GC06-2.090045 W900*D450*H1090(mm)	GC07-2.090045 W900*D450*H1090(mm)
				
GC08-2.090045Y W900*D450*H1090(mm)	GC08-2.090045X W900*D450*H1090(mm)	GC08-2.090045 W900*D450*H1090(mm)	GC90-2.090045 W900*D450*H1090(mm)	GC98-2.090045 W900*D450*H1790(mm)
				
GC97-2.090045 W900*D450*H1790(mm)	GC95-2.0900513 W900*D515*H1790(mm)	GC96-2.0900516 W900*D515*H1790(mm)	GC91-2.120045 W1200*D450*H1090(mm)	GC91-2.120045M W1200*D450*H1090(mm)
				
GC92-2.120045 W1200*D450*H1090(mm)	GC93-2.120045 W1200*D450*H1090(mm)	GC93-2.120045M W1200*D450*H1090(mm)	GC94-2.090045 W1200*D450*H1090(mm)	GC27-2.09/1200045 W900*D450*H200(mm) W1200*D450*H200(mm)
				
GFJ05.090045 W876*D426*H10(mm)	GFJ05.120045 W1176*D426*H10(mm)	GFJ03./068/086/154050 W680*D500*H7(mm) W860*D500*H7(mm) W1540*D500*H7(mm)	GFJ03.090045/051/120045/B W900*D450*H12(mm) W900*D515*H12(mm) W1200*D450*H12(mm) W1200*D450*H7(mm)	
				
GFJ03.068/086/154050M W680*D500*H12(mm) W860*D500*H12(mm) W1540*D500*H12(mm)	GFJ03.090051M W900*D515*H12(mm)	DCD.09/12 W901*D451*H12(mm)	GFJ01.039052 W390*D523*H50(mm)	GFJ02.070045 W700*D450*H50(mm)


Material

Side panel/Steel top board



Meteor grey Matte white

Cushion fabric material



TM-VI10B TM-VI11B TM-VI21B TM-VI27B TM-VI29B TM-VI30B TM-VI42B TM-VI54B TM-VI64B TM-VI81B TM-VI82B TM-VI90B



TM-CI29 TM-CI35 TM-CI50 TM-CI42 TM-CI30 TM-CI60 TM-CI62 TM-CI83 TM-CI80 TM-CI81 TM-CI82



TM-CI21 TM-CI27 TM-CI10


Cabinet door/handle



Meteor grey Mocha Morandi green Ginger yellow Apricot Matte white

Wood grain color top board

Main promotion color



S-10C S-29 S-37 S-56 S-57 S-59 S-77 S-83 S-84

Optional color



S-50 S-43 S-53 S-66

Specification



GC60-2.200090/H
W900*D450*H2000(mm)



GC61-2.200090
W900*D450*H2000(mm)



GC62-2.200090
W900*D450*H2000(mm)




GFJ12.010008
W104*D85*H30(mm)



GFJ13.010006
W107*D62*H14(mm)


Material

Side panel



Meteor grey Matte white

Cabinet door



Meteor grey Matte white Morandi green

鉴于产品不断更新, 日后产品规格等若有变动, 以实物为准, 不再另行通知。

Given that products may be updated constantly, no further notice will be given in regard of changes in specification, and the real product shall be considered as final.